



## ASSESS THE GENDER PARTICIPATION IN LIVESTOCK STOCK MANAGEMENT IN BALOCHISTAN

*Dr. Muhammad Ali*  
District Livestock Officer (DLO)  
Livestock & Dairy Development Department,  
Dera Bugti - Pakistan  
[dr.mali2254@gmail.com](mailto:dr.mali2254@gmail.com)

*Dr. Abdul Razzaq Dehwar*  
District Livestock Officer (DLO)  
Livestock & Dairy Development Department,  
Mastung. - Pakistan  
[dr.razzaqdehwar10141@gmail.com](mailto:dr.razzaqdehwar10141@gmail.com)

*Dr. Muhammad Asif Alizai*  
Senior Research Officer (SRO)  
Livestock & Dairy Development Department,  
Mastung - Pakistan  
[drasifalizai@gmail.com](mailto:drasifalizai@gmail.com)

### **Abstract**

*So as to assess the gender participation in livestock stock management in Balochistan this research was carried out. Kalat district has been selected by using the random sampling. One-hundred sample sizes or livestock farmers were taken. Findings depicted that majority (78%) of the livestock respondents were illiterate. Majority (76%) of the respondents have 6 to 10 family members. Vast majority (89%) of the respondents have combine family system. Majority (66%) of livestock respondents earned 45,000 rupees per month. Majority (48%) of livestock respondents have up to 5 hec. More than half (59%) of livestock respondents were small ruminants. Government of Balochistan, in collaboration with international partners, has actively prioritized the empowerment of females through job creation and entrepreneurial support in the livestock sector to reduce male dependency.*

**Keywords:** *Assess, Gender, Participation, Livestock, Balochistan*

### **1.1 Outline**

Gender participation in Balochistan's livestock sector remains characterized by a heavy reliance on female labor for management and production, contrasted with limited female control over marketing and financial returns. Gender contribution in the livestock development is the part and parcel for



female empowered. and also regarded as a key tool. Gender contribution to livestock development is recognized as a vital pillar for female empowerment and sustainable agricultural growth. The United Nations has designated 2026 as the International Year of the Woman Farmer (IYWF) to spotlight the essential but often unrecognized roles women play in global agrifood systems, including livestock management,

The global livestock sector increasingly recognizes that excluding or minimizing gender contributions—specifically from women, who manage two-thirds of the world's 600 million poor livestock keepers—leads to significant systemic failures. Elevating gender contribution is now seen as essential for socio-economic empowerment and the sustainable uplift of the entire sector.

### **2.1 Problem statement**

The status of women in Balochistan remains a complex intersection of deep-rooted cultural barriers and emerging efforts toward modernization and empowerment. While women's roles are constitutionally recognized, the practical reality is shaped by the province's traditional patriarchal and tribal systems. Female literacy in Balochistan is approximately 25%–27%, significantly lower than the national average. In some remote rural areas, this figure remains below 10%. Approximately 90% of women in Balochistan remain outside the formal workforce. Economic dependence on male relatives is a primary barrier to their overall autonomy. Gender participation in livestock management in Balochistan for highlights a significant disparity between labor contribution and decision-making authority. While women perform the majority of daily livestock tasks, their participation is heavily influenced by regional socio-cultural norms. Therefore, this research was carried out so as to assess the gender participation in livestock stock management in Balochistan.

### **3.1 Study objectives**

The provided points outline the following research objectives:

**Objective 1:** To determine the social (e.g., education level, family size, family type) and economic (e.g., income, landholding, livestock ownership) characteristics of individuals involved in livestock management.

**Objective 2:** To evaluate the extent and nature of male and female involvement in various livestock-related activities (e.g., feeding, cleaning sheds, milking, marketing, decision-making).

**Objective 3:** To the formulate specific and practical recommendations for government and non-government organizations to incorporate gender considerations into policies and development programs.

### **4.1 Methodology and procedure**

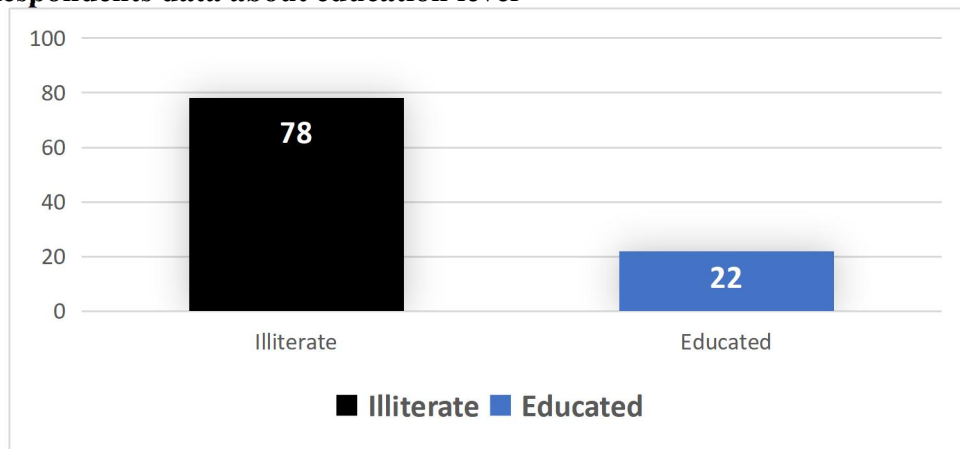
Researcher was utilized the cross-sectional research design as an observational tool to capture a "snapshot" of a specific population at a single point in time. This design is primarily used to assess the prevalence of characteristics, behaviors, or outcomes and to identify potential correlations between multiple variables simultaneously (Trochim, 2000). Kalat district has been utilized as a focal area for systematic study, often selected through random sampling to ensure the representation of larger populations in Balochistan (Bryman and Bell, 2007). In this research one hundred (100) samples was taking based on study-specific objectives typically reflects a strategy to balance

statistical reliability with practical resource constraints. (Nachmias&Nachmias, 1992). A comprehensive questionnaire for field-level data collection was developed and as a structured research instrument meticulously designed to systematically gather standardized information—including behaviors, attitudes, and demographics—from a target population (Al-Shatrat et al., 2013). Pre-testing a questionnaire with a small sample (such as 15 respondents) were carried out as standard procedure in order to estimate timing, assess clarity, evaluate flow and identify bias..In psychometric analysis by using SPSS, a Cronbach’s Alpha range of 0.70 to 0.80, that indicated a satisfactory to good level of internal consistency for a research instrument (Pallant, 2007; and Nunnaly, 1978). Data analysis typically utilize the latest Microsoft Excel features to process field-level data. Current versions of Excel provide advanced capabilities for analyzing complex datasets.

**5.1 Study finding**

findings are commonly categorized to align with specific objectives, often split into a Demographic Profile and General Information. This structure ensures that the data collected directly addresses the study's primary goals.

**Figure-1, Respondents data about education level**

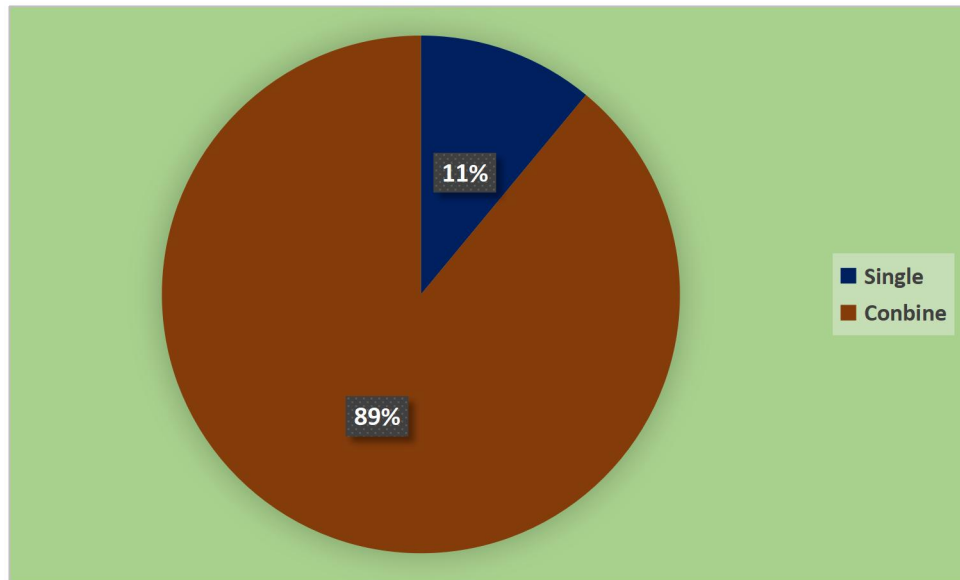


Majority (78%) of the livestock respondents were illiterate. While, 22% of the livestock respondents were educated as shown in figure-1.

**Figure-2, Respondents data about family size**

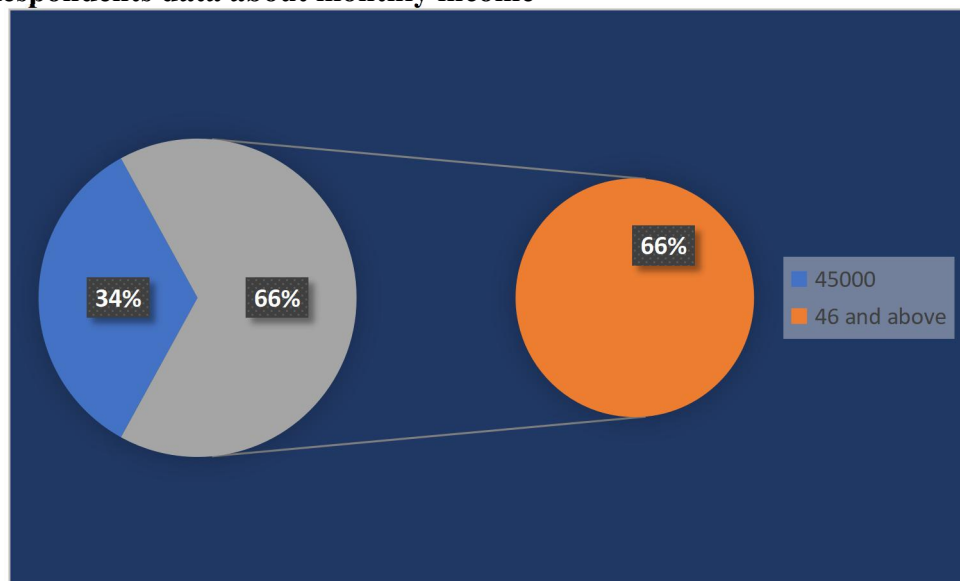
The majority (76%) of the respondents have 6 to 10 family members, while the remaining (24%) have 11 or more family members as shown in figure-2.

**Figure-3, Respondents data about family type**



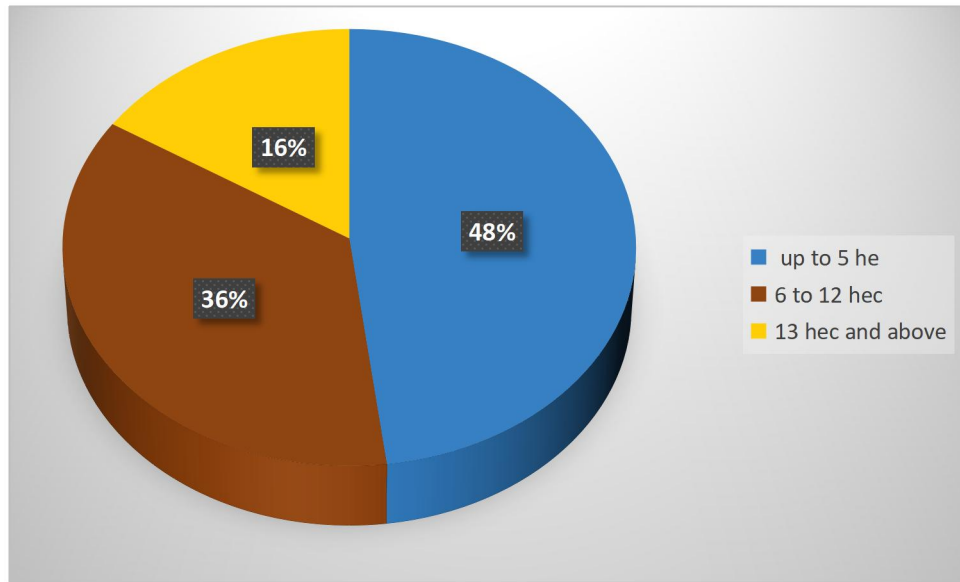
The vast majority (89%) of the respondents have combine family system, while the remaining (11%) have single family status as shown in figure-3. Combined (joint) family system remains a dominant social structure in certain regions like Balochistan, though specific survey statistics.

**Figure-4, Respondents data about monthly income**



The majority (66%) of livestock respondents earned 45,000 rupees per month, while 33% earned 46,000 rupees or more as shown in figure-4.

**Figure-5, Respondents data about landholding size**



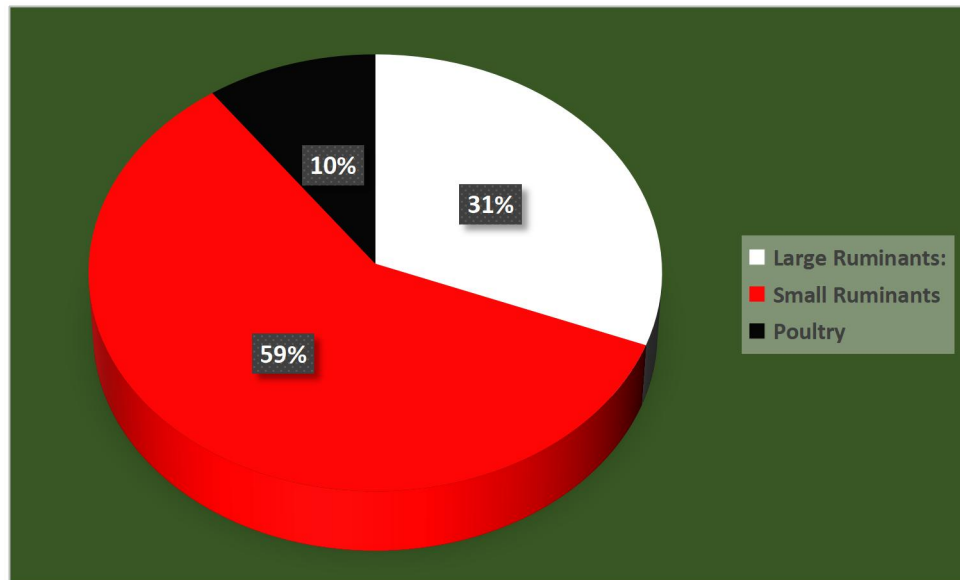
The majority (48%) of livestock respondents have up to 5 hec, while 36% of livestock respondents have 6 to 12hec, whereas, 16 percent of livestock respondents have 13 and abovehec as shown in figure-5.

*Up to 5 Hectares:* This group represents the clear majority. According to current reports, approximately 90% of farmers in Pakistan are smallholders owning less than 5 hectares. The average farm size nationally has further decreased to 3.92 hectares.

*6 to 12 Hectares:* Medium-sized holdings have become less common as land fragmentation increases. While specific percentages vary by province, nationally, only about 3% of farmers own more than 5 hectares (approx. 12.5 acres), a significant decline from previous decades.

*Hectares and Above:* This category accounts for a very small fraction of the total respondent base. Large farms (those above 25 acres or roughly 10+ hectares) now represent only 1.4% of total farms, down from 4.1% in earlier census cycles.

**Figure-6, Respondents data about livestock ownership**



More than half (59%) of livestock respondents were small ruminants. While 33% of livestock respondents were large ruminants, whereas, only 10 percent of livestock respondents were poultry rearing as shown in figure-6.

**Small Ruminants (59%):** This group, which includes sheep and goats, is the most common among livestock respondents. They are favored for their low cost, small size, and ability to thrive on marginal land, providing critical "safety nets" for rural households.

**Large Ruminants (33%):** Large animals like cattle and buffalo remain vital for milk production, draught power, and meat, though they are kept by fewer individual respondents compared to small ruminants. In regions like Balochistan, cattle populations reached approximately 59.7 million.

**Poultry (10%):** While poultry is a major contributor to national meat and egg production, a smaller percentage of dedicated livestock respondents (10%) focus exclusively on poultry rearing in this survey context.

### 6.1 Conclusions and recommendations

Present research was important within terms of socio-economic uplift of gender as well as participation in livestock stock management in Balochistan. However, following recommendations were developed. Role of female in livestock sector were limited and vague due to various barriers at province level. Government of Balochistan, in collaboration with international partners, has actively prioritized the empowerment of females through job creation and entrepreneurial support in the livestock sector to reduce male dependency.



---

## **REFERENCES**

- Al-Shatrat, S., M. Shuman, D. Darby, M., L. and Jeng, H., A. (2013). Jordanian dentists' knowledge and implementation of eco-friendly dental office strategies. *International Dental Journal* 2013, pp.1-8.
- Bryman, A. and Bell, E., (2007). *Business Research Methods*. 2nd edition, New York.Oxford: University Press Inc. doi:10.2202/1949-6605.1905. S2CID 144906206.
- Nachmias, C. and Nachmias. D. (1992). *Research Methods in the Social Sciences*, Fourth Edition (Edward Arnold, London).
- Nunnally, J. (1978). *Psychometric theory*. New York: McGraw-Hill.
- Pallant, J. (2007). *SPSS Survival Manual Berkshire*: Open University Press.
- Trochim, W. (2000). *The research method knowledge base*, 2nd edition.,m Atomic Dog Publishing, Cincinnati, OH.